



# ERP

DEXCISS TECH

SOLUTIONS HELPING  
Business with S.I.M.P.L.E  
powered by ERPNext



# ABOUT DEXCISS TECH

8 YRS. IN  
BUSINESS


35  
TECHNOLOGY  
SPECIALISTS

4500+ APP  
USERS

7 CHANNEL  
PARTNERS

12 PRODUCT  
RELEASES

MAURITIUS  
INDIA  
USA  
UAE

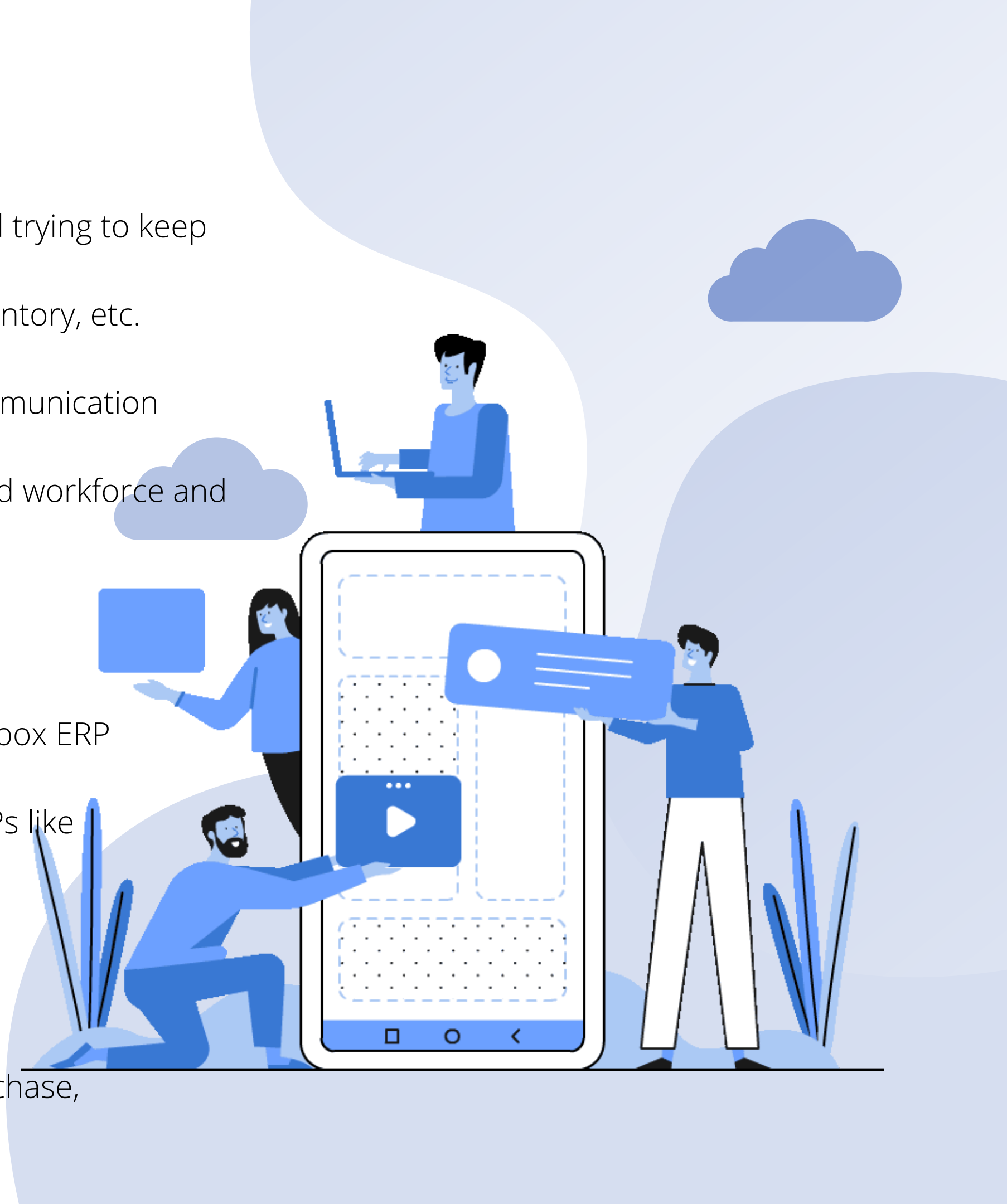


# Problem Statement

- ERP's are either not good or are very expensive if we want all features.
- Major Commercial ERP's are very complicated and workforce is overloaded trying to keep the system updated.
- Data doesn't flow between different departments like Sales, Accounts, Inventory, etc.
- Duplicacy and non-updated database.
- Difficult to manage resources and no singular channel of professional communication between Employees of varied teams or departments.
- Commercial ERP's are not completely cloud, expensive, needs a large trained workforce and very expensive to maintain and upgrade.

## Solution

- Modern, Cloud, Open source, Easy-to-use; out-of-box ERP Application
- 91% less total cost of ownership compared to ERPs like SAP, Oracle and Microsoft
- Read-to-use and easy UI
- Integratable using web-hooks & API
- Fully Mobile Ready Interface
- 45% Quicker Implementation
- Feature packed composite structure with HR, Purchase, Sales, Inventory, Accounting, Mfg, etc.



# -91%

Less total cost of ownership as compared to Market Leaders like SAP, ZOHO, Microsoft, Oracle, etc. with **no compromise on features.**



# Product Overview

## Accounts & Finance

- Accounts Receivable
- Accounts Payable
- Banking & Payment Integration
- Profit & Loss
- Trial Balance
- Balance Sheet
- Creditor / Debtor summary
- Aging Analysis
- Payroll Accounting
- Cash Flow Statement
- Multicurrency
- Bank Statement Reconciliation
- Costcentre
- Budget Management
- Share Management
- Tax Filings & Reports
- Accounts Consolidation
- Many More

The screenshot displays a software interface for accounting and finance. On the left, a sidebar lists modules: Home, Accounting (highlighted), Assets, Buying, CRM, HR, Loan Management, Projects, Quality, Selling, Stock, Support, Website, and Settings. The main area is divided into several sections:

- Bank Balance:** A line chart showing the bank balance from 30-06-2019 to 30-06-2020. The balance starts at approximately 1.2M, rises to 1.8M by 30-09-2019, 2.5M by 31-12-2019, remains at 2.5M on 31-03-2020, and reaches 3.5M by 30-06-2020. A note indicates it was last synced 2 hours ago.
- YOUR SHORTCUTS:** A grid of buttons for quick access to: Account, Journal Entry, Payment Entry, Accounts Receivable, General Ledger, Profit and Loss Statement, and Trial Balance.
- Profit and Loss Statement:** A detailed view showing:
  - Profit This Year: Rs 4,203,400.23
  - Total Income This Year: Rs 10,376,718.00
  - Total Expense This Year: Rs 6,173,317.77A bar chart below shows the breakdown for 2016, with Income (light blue), Expense (dark blue), and Net Profit/Loss (purple).
- General Ledger:** A list of items including Journal Entry, Journal Entry Template, General Ledger, Customer Ledger Summary, and Supplier Ledger Summary.
- Accounts Receivable:** A list of items including Sales Invoice, Customer, Payment Entry, Payment Request, Accounts Receivable, Accounts Receivable Summary, Sales Register, Item-wise Sales Register, Ordered Items To Be Billed, and Delivered Items To Be Billed.
- Reports:** A list of reports including Trial Balance for Party, Payment Period Based On Invoice Date, Sales Partners Commission, Customer Credit Balance, Sales Payment Summary, and Address And Contacts.
- Multi Currency:** A list of settings including Currency, Currency Exchange, and Exchange Rate Revaluation.
- Settings:** A list of settings including Payment Gateway Account, Terms and Conditions Template, and Mode of Payment.
- Financial Statements:** A list of statements including Trial Balance, Profit and Loss Statement, Balance Sheet, Cash Flow, and Consolidated Financial Statement.
- Bank Statement:** A list of settings including Bank, Bank Account, Bank Statement Transaction Entry, and Bank Statement Settings.

# Product Overview

## HRMS

- Employee Record Management
- Hiring Budget
- Recruitment Module with LinkedIn Integration
- Employee on-boarding
- Leave Management
- Employee Expense Management
- Attendance & Shift Mgmt
- Employee Appraisal & Incentive
- Training Management
- Full Payroll Module
- Employee Chat Tool
- File Sharing
- File Management System Integration

The screenshot displays a comprehensive HRMS dashboard. At the top, a user profile is shown as 'Active' with a green dot. The main header features a monthly calendar grid from May to May, with green squares indicating attendance. Below the calendar, a text note states 'This is based on the attendance of this Employee'. The dashboard is divided into several sections:

- YOUR SHORTCUTS:** Includes 'Employee' (9 Active), 'Job Applicant' (0 Open), 'Leave Application', 'Expense Claim', 'Salary Structure', and 'Salary Register'.
- REPORTS & MASTERS:** Contains sub-sections for 'Employee' (listing categories like Employment Type, Branch, Department, etc.), 'Employee Lifecycle' (listing Employee Onboarding, Skill Management, etc.), 'Shift Management' (listing Shift Type, Request, Assignment), 'Leaves' (listing Leave Application, Allocation, Policy, etc.), 'Payroll' (listing Salary Structure, Assignment, Entry, etc.), and 'Attendance' (listing Employee Attendance, Requests, Upload, etc.).
- Leave and Attendance:** Shows counts for Attendance (99+), Attendance Request (3), Leave Application (1), Leave Allocation (4), and Employee Checkin (1).
- Shift:** Shows counts for Shift Request and Shift Assignment.
- Benefit:** Shows counts for Employee Benefit Application and Employee Benefit Claim.
- Payroll:** Shows counts for Salary Structure Assignment (2), Salary Slip (6), and Additional Salary.
- Attendance:** Shows counts for Timesheet (79), Employee Incentive, and Retention Bonus.
- Bank Account:** Shows 1 account.
- Lifecycle:** Shows counts for Employee Transfer, Employee Promotion, and Employee Separation.
- Expense:** Shows counts for Expense Claim (55), Travel Request, and Employee Advance (4).
- Evaluation:** Shows Appraisal.
- Training:** Shows counts for Training Event, Training Result, and Training Feedback.
- Employee Skill Map:** Shows 1 map.

# Product Overview

## Sales & Delivery

- Sales Dashboard
- Salesperson Performance Tracking
- KPI Report
- Inventory Aging
- Price Lists
- Pricing Rule
- Sales Analytics
- Promotional Schemes
- Customer Acquisition and Loyalty
- Shipping Rule
- Sales Transactions
- Campaign Strategy
- Lead Source and tracking
- Sales Taxes and Charges Template
- Sales History

**Pune**  
 Software and Technology  
 Energy Points: 5716  
 Review Points: 1065  
 Rank: 1  
 Monthly Rank: 1

REFERENCE DOCTYPE DISTRIBUTION

- Attendance: ...
- Customer: 80
- Item: 140
- Lead: 36
- Opportunity: 10
- Sales Order: 10
- Supplier: 35
- Task: 15

ENERGY POINTS

18-02-2020 25-02-2020 03-03-2020 10-03-2020 17-03-2020 24-03-2020 31-03-2020 07-04-2020 14-04-2020 21-04-2020 28-04-2020 05-05-2020 12-05-2020 19-05-2020

**Income**

800 K  
600 K  
400 K  
200 K  
0

Home  
Accounting  
Assets  
Buying  
CRM  
HR

30-06-2019 30-09-2019 31-12-2019 31-03-2020 30-06-2020

**Sales By Date**

2 M  
1.5 M  
1 M  
500 K  
0

31-12-2019 31-12-2020

**YOUR SHORTCUTS**

Sales Selling

Accounts Receivable

Sales Order

Quotation

Delivery Note

Sales Register

**REPORTS & MASTERS**

11 - Active Leads / Customers  
 2 - Opportunities  
 2 - Quotations  
 1 - Sales Orders

**Items and Pricing**

Item  
Item Price  
Price List  
Item Group  
Product Bundle  
Promotional Scheme

**Settings**

Selling Settings  
 Terms and Conditions Template  
 Sales Taxes and Charges Template  
 Lead Source  
 Customer Group  
 Contact

**Other Reports**

Lead Details  
 Customer Addresses And Contacts  
 BOM Search  
 Available Stock for Packing Items  
 Pending SO Items For Purchase Request  
 Customer Credit Balance

Blanket Order  
 Sales Partner

# Product Overview

## Project Management

- Project Dashboard
- Activity Type
- Project Update
- Activity Cost
- Project wise Stock Tracking
- Project with Expenses
- Task -wise Project
- Project Billing Summary



The screenshot shows the 'Project' management interface. On the left is a sidebar with navigation options: Views (Reports, List, Dashboard, Kanban), Filter by (Assigned To, Created By, Add Fields), Tags, and Save Filter. The main area displays a table of projects with columns for Name, Status, Project Type, Expected End Date, Estimated Cost, and Last Modified On. A 'Restricted' badge is visible in the top right corner.

Name	Status	Project Type	Expected End Date	Estimated Cost	Last Modified On
ARAPL	Open	ERPNext Project			6 d
Multicare Foundation - Jamai	80%	ERPNext Project	31-05-2020		1 w
Internal ERPNext Project	66%	ERPNext Project			1 w
Software Technology Parks o	82%	Odoo Project	31-05-2020	₹ 2,50,000.00	1 w
Jharkhand Dairy	33%		30-06-2020		1 w
West Assam Milk Union Limit	76%	Odoo Project	31-05-2020	₹ 2,50,000.00	2 w
DNS Technologies Ltd Suppo	Open	ERPNext Project			3 w
Agastya ERPNext Migration	46%	ERPNext Project	30-05-2020		4 w
OnlyB2B ITES Pvt Ltd	66%	ERPNext Project	15-04-2020	₹ 2,50,000.00	2 M



# Product Overview

## Purchase & eProcurement

- Expense Dashboard Chart
- Procurement Tracker
- Scorecard Variable
- Purchase Order Trends
- Purchase Taxes and Charges Template
- Purchase Analytics
- Purchase Trends
- Scorecard Standing
- Stock Inventory
- Purchase History

E > Selling > Supplier

[2ME040] MAA SAPTSHRUNGI KRUSHI KE... ● Not Saved

Accounting Ledger

DASHBOARD

Comments 0

Assigned To Assign +

Attachments images.jpg Attach File +

Tags Add a tag ...

Reviews +

This is based on transactions against this Customer. See timeline below for details

Pre Sales

- Opportunity +
- Quotation 2 +

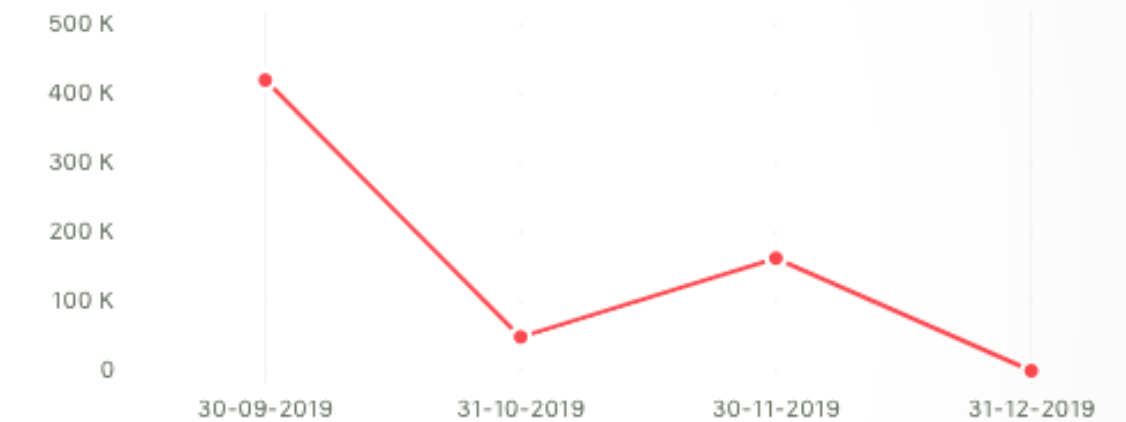
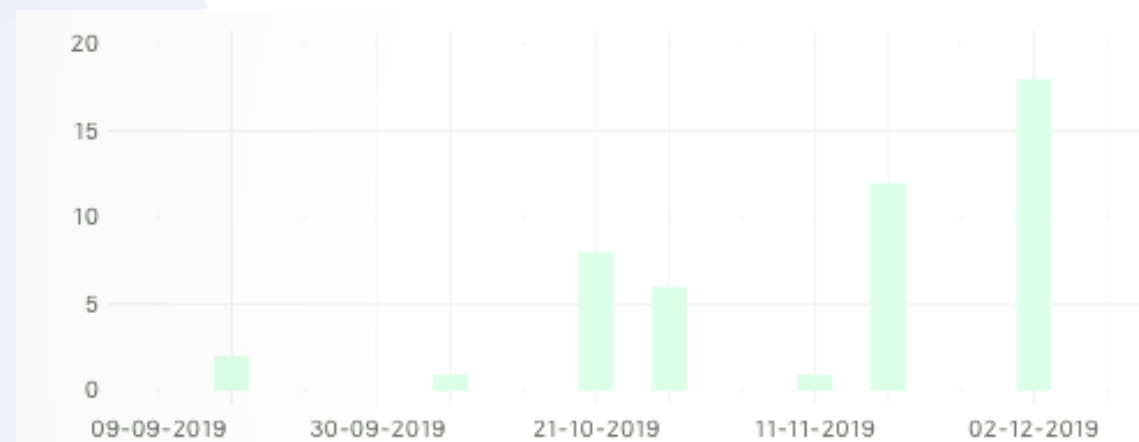
Payments

Orders

- Sales Order 2 2 +
- Delivery Note 1 1 +
- Sales Invoice 1 1 +

Support

227267: 176	226149: 106.5	226606: 412.46	226195: 804	227356: 454	226303: 39.0
226305: 187.5	225981: 2905	226306: 1545	225924: 451	226554: 9	226406: 688



# Product Overview

## Website & Ecomm

- Website & Portal feature
- Ecomm features (WooCommerce & Shopify)
- API integration for Payment Gateway
- Works MIPS E-Payment
- CRM
- Newsletter
- Google Services & Dropbox Apps Integrations

Report card

**Pune**  
Software and Technology  
Energy Points: 5716  
Review Points: 1065  
Rank: 1  
Monthly Rank: 1

Attendance: ...  
Customer: 80  
Item: 140  
Lead: 36  
Opportunity: 10  
Sales Order: 10  
Supplier: 35  
Task: 15

ENERGY POINTS

REFERENCE DOCTYPE DISTRIBUTION

2020

Calendar view for May 2020 showing activity across days.

Search or type a command (Ctrl + G)

### Income

MODULES

Module	30-06-2019	30-09-2019	31-12-2019	31-03-2020	30-06-2020
Home	0	0	0	0	800K
Accounting	0	0	0	0	0
Assets	400K	0	0	0	0
Buying	0	0	0	0	0
CRM	0	0	0	0	0
HR	0	0	0	0	0

Last synced just now  
Loan Management

### Sales By Date

Date	Sales
31-12-2019	~700K
31-12-2020	~1.4M

Last synced just now

### YOUR SHORTCUTS

Projects

Quality

Sales Selling

Sales Order

Quotation

Delivery Note

Stock

Accounts Receivable

Sales Register

### REPORTS & MASTERS

Settings

#### Items and Pricing

ADMINISTRATION

- Item
- Dashboard
- Item Price
- Price List
- Customization
- Item Group
- Integrations
- Product Bundle
- Tools
- Promotion Scheme

#### Settings

- Selling Settings
- Terms and Conditions Template
- Sales Taxes and Charges Template
- Lead Source
- Customer Group
- Contact

#### Other Reports

- Lead Details
- Customer Addresses And Contacts
- BOM Search
- Available Stock for Packing Items
- Pending SO Items For Purchase Request
- Customer Credit Balance

### Funnel Chart

Stage	Count
Active Leads / Customers	11
Opportunities	2
Quotations	2
Sales Orders	1

Legend: Blanket Order, Sales Partner


# Services Overview

## Support & Customer Service

- Access to Dexciss support portal ticketing
- 3 Full Backups at all time
- 99.9+ server uptime guaranteed
- Functional support over Email/Phone/WebEx



# YOU MIGHT NOT KNOW US BUT YOU CANT MISS **OUR CLIENTS**



4500+ users  
40+ Customers  
3+ locations

# Thank You

We Welcome You To Contact Our Office.



<https://dexciss.com>

India Office: Brand Square, Office# 612, Kunal Icon Road, Pimple Saudagar, Pune, MH 411 027

USA Office: 447 Broadway, 2nd Floor, 31 New York NY 10013

Tel: +1 347 694 7031 (USA) | Tel: +91 702 858 1588 (INDIA)

Email: [sales@dexciss.com](mailto:sales@dexciss.com)